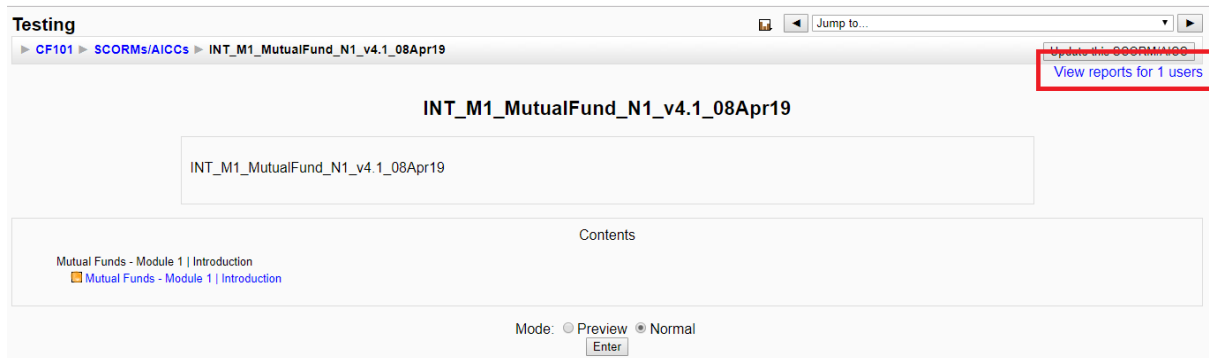


## Deleting User History from Moodle

### Login Credential:

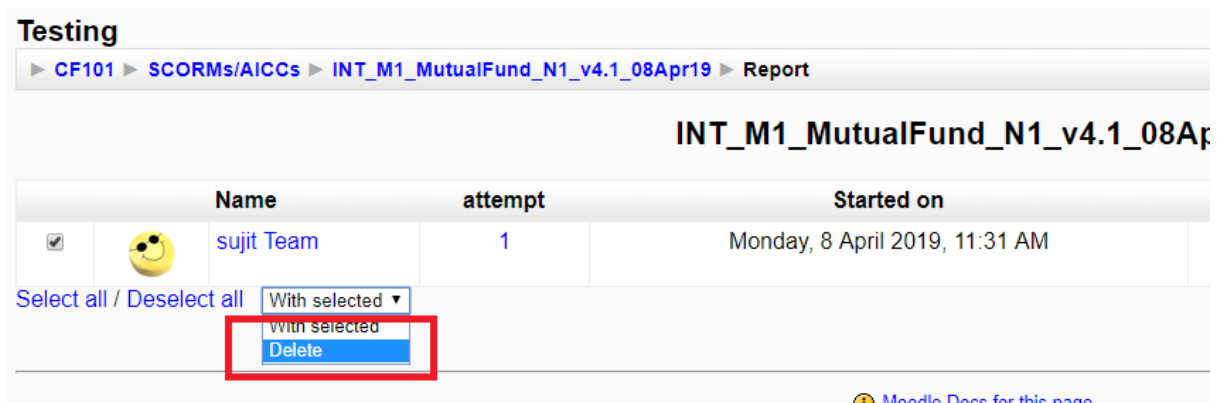
- Link: <http://192.168.0.22/moodle/login/index.php>
- User Name: feroz
- Password: Moodle@123

Click on “view reports for users”




The screenshot shows the Moodle course page for 'INT\_M1\_MutualFund\_N1\_v4.1\_08Apr19'. In the top right corner, there is a red box highlighting the link 'View reports for 1 users'.

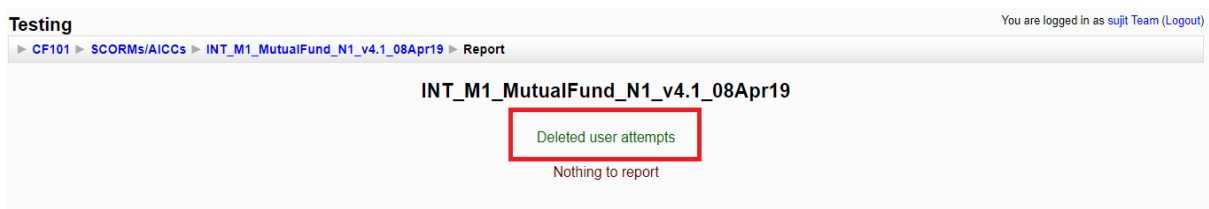
Enable user history and select delete option



The screenshot shows the Moodle report page for 'INT\_M1\_MutualFund\_N1\_v4.1\_08Apr19'. A table lists user attempts. A dropdown menu is open over the table, and the 'Delete' option is highlighted with a red box.

	Name	attempt	Started on
<input checked="" type="checkbox"/>	 sujit Team	1	Monday, 8 April 2019, 11:31 AM

After deleted user attempt screenshot



The screenshot shows the Moodle report page after the user attempt has been deleted. A red box highlights the message 'Deleted user attempts' and 'Nothing to report'.